

FramePro® 750XL Nailer



The New FramePro® 750XL is designed with the Pro in mind. The "X-tended Life" FramePro has all the great features of the 650, with improved durability and reliability. These compact framers are easy to handle, and easy on the arm. The 30" short, in-line magazine, provides excellent maneuverability and line of sight. These powerful framers drive a wide range of fasteners in 4 gauges (.113 – .148) from 2" to 3 1/2" to handle virtually any job. And a two year warranty provides "X-tended" Protection.

Applications:

For framing, truss building, subflooring, sheathing, decking, wood-to-concrete block, siding, fencing, pallets and crate assembly.

Features and Benefits:

- Two full year warranty
- Improved internal design for "X-tended Life"
- New guidebody/drives for a truer driver
- Improved comfort grip handle reduces vibration and fatigue
- Aggressive sawtooth safety that really digs in for toenailing
- Drives ring, screw and smooth shank nails in 4 gauges (.113 – .148) from 2" to 3 1/2"
- Straight-line 30" magazine for better line of sight and maneuverability
- Adjustable exhaust
- Lightweight with 35% more power than the 700XL
- Depth-of-drive control and EZ Clear

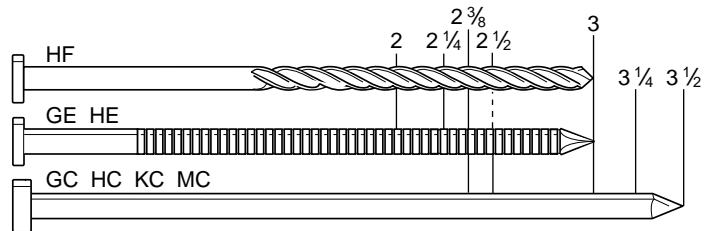
For additional information on how Senco fastening systems will save you time, reduce costs and increase quality, call your nearest Authorized Senco Dealer or Distributor listed in the Yellow Pages under "Staples," or call our toll-free Action Line: 1-800-543-4596.

Tool Specifications:

Weight: 8.4 pounds (3.8 kg)
 Height: 14 1/4" (361.95 mm)
 Length: 15" (381 mm)
 Nail Capacity: 56-80, depending on gauge
 Reg. Operating Pressure: 70-120 psig
 Mode of Operation: Available with either Restrictive Trigger or Dual Action activating mechanisms.

Fastener Specifications:

FramePro 750XL nailers drive 2" to 3 1/2" smooth shank nails (Sencote® or plain); 2" to 3" ring-shank nails; 3" screw-shank and clipped "D" head nails. Shank diameters include .113", .120", .131" and .148"



* "Restrictive Trigger" activated tools are used for applications where precision nail or staple placement is desired. You must first depress the safety element where you want to drive a nail or staple and then pull the trigger. After each nail or staple is driven, completely release the trigger and lift the tool off the work surface.

"Dual Action" activated tools are used for applications where high-production work is desired. There are two modes of operation.

Bottom Fire Method: This method of operation is sometimes called bounce firing. You must keep the trigger pulled while moving the tool along the work surface with a bouncing motion, depressing the safety element where you want to drive a nail or staple.

Trigger Fire Method: first depress the safety element where you want to drive a nail or staple and then pull the trigger.

For instructions on safe use of tools, please refer to the Operating Instructions or Customer Satisfaction and Safety Reminder contained in your tool carton.

INTRODUCING

New **THINKTRAC™**
TECHNOLOGY

THINK PRODUCTIVITY

ThinkTrac – A Revolutionary new technology improves productivity without sacrificing safety –



Shown: Senco's FramePro® with ThinkTrac™ Technology

Now you can work productively and safely... ThinkTrac offers –

FLEXIBILITY... You can operate in bottom or trigger fire mode without changing triggers or flipping a switch!

SPEED... You can drive at the rate of 8 nails per second.

SAFETY... ThinkTrac offers advanced safety; it's unique microprocessor virtually eliminates unintentional nail drives and in trigger fire mode – double fires.

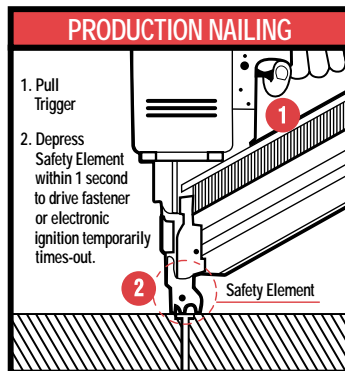
You Choose...It knows

ThinkTrac knows which type of nailing you want to do by your first action.

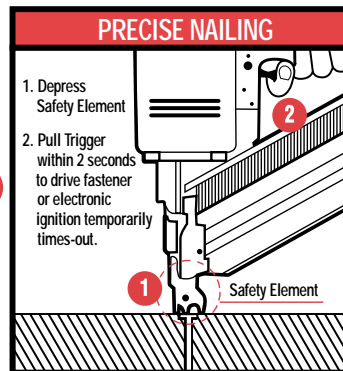


1. Pull the Trigger First

ThinkTrac knows that rapid nailing is required—allowing one second to drive a fastener, virtually eliminating unintentional nail drives.



OR



2. Depress the Safety Element First

ThinkTrac knows that precise nailing is required—allowing two seconds to drive a fastener. Double fires are virtually eliminated in the trigger fire mode.

If a fastener isn't driven within the allotted time, ThinkTrac's electronic ignition temporarily "times-out". Before a fastener can be driven, the trigger must be released and the safety element lifted off the work surface—a habit that promotes safety.

Think Productivity. Think Safety. ThinkTrac!